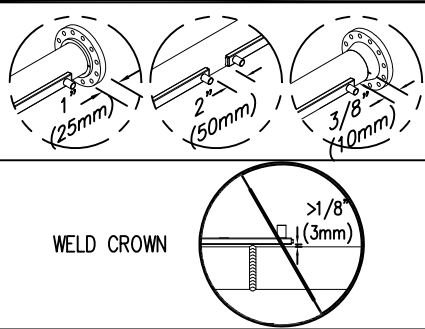
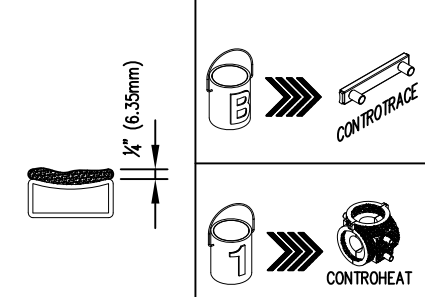
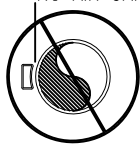
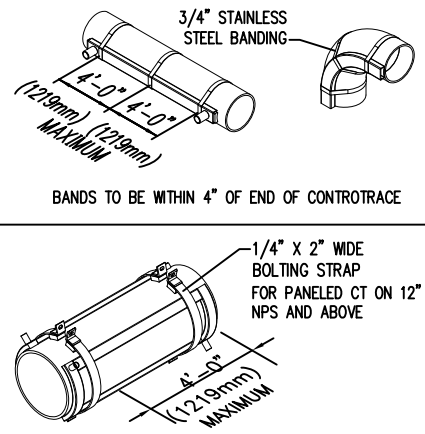



CONTROTRACE INSTALLATION CHECKLIST

LINE # _____ PACKAGE # _____ AREA _____

INSTALLATION GUIDE

		SIGN OFF			REMARKS
		CONSTR.	CONSTR. QA/QC	END USER QA/QC	
<h1 style="font-size: 2em;">1</h1> <p>DRY FIT</p> <p>(MAXIMUM SPACING AND WELD HEIGHT)</p>					
<h1 style="font-size: 2em;">2</h1> <p>APPLY HTC</p> <p>(DO NOT MIX W/ WATER OR DILUTE)</p>					
<h1 style="font-size: 2em;">3</h1> <p>FASTEN</p> <p>NO AIR GAP</p> 					
<h1 style="font-size: 2em;">4</h1> <p>HOSES</p>					
<h1 style="font-size: 2em;">5</h1> <p>INSULATE</p>	<p>COMPLETELY INSULATE ALL FLANGES, SUPPORTS, AND PROCESS INSTRUMENTATION SUCH AS VALVES, FLOW ELEMENTS, ETC.</p>				
<h1 style="font-size: 2em;">6</h1> <p>CIRCUIT</p>	